

Scaled data based on original data using
LM-79-08 Approved Method: Electrical and Photometric Measurements of Solid-
State Lighting Products

Test Report Prepared for
Cooper Lighting Solutions
(formerly Eaton)

Brand: McGRAW-EDISON

Report Number: P387090

Luminaire Tested: **GWC-SA2D-750-U-SLL-HSS**

Issue Date: 3/3/2020

Test Information

Test Method: LM-79-08
Report Number: P387090
TEST IS SCALED FROM IESNA LM-79-08 TEST DATA (G2-1903-205-27)
Test Lab: INNOVATION CENTER
Issue Date: 3/3/2020
Manufacturer: COOPER LIGHTING SOLUTIONS (FORMERLY EATON)
Product Line: MCGRAW-EDISON
Catalog Number: GWC-SA2D-750-U-SLL-HSS
Description: GALLEON WALL LUMINAIRE
(2) 70 CRI, 5000K, 1200mA LIGHTSQUARES WITH 16 LEDS EACH AND SPILL LIGHT
ELIMINATOR LEFT OPTICS WITH HOUSE SIDE SHIELD
Light Source: -
Ballast/Driver: ELECTRONIC DRIVER

Summary

Lumens per Lamp: N/A
Luminaire Lumens: 12005 lumens
Efficiency: N/A
Efficacy: 93.1 lumens/watt
Luminous Opening: Rectangular (W 1' x L: 0.5' x H: 0')
IES Classification: Type III - Medium
BUG Rating: B1 - U0 - G2

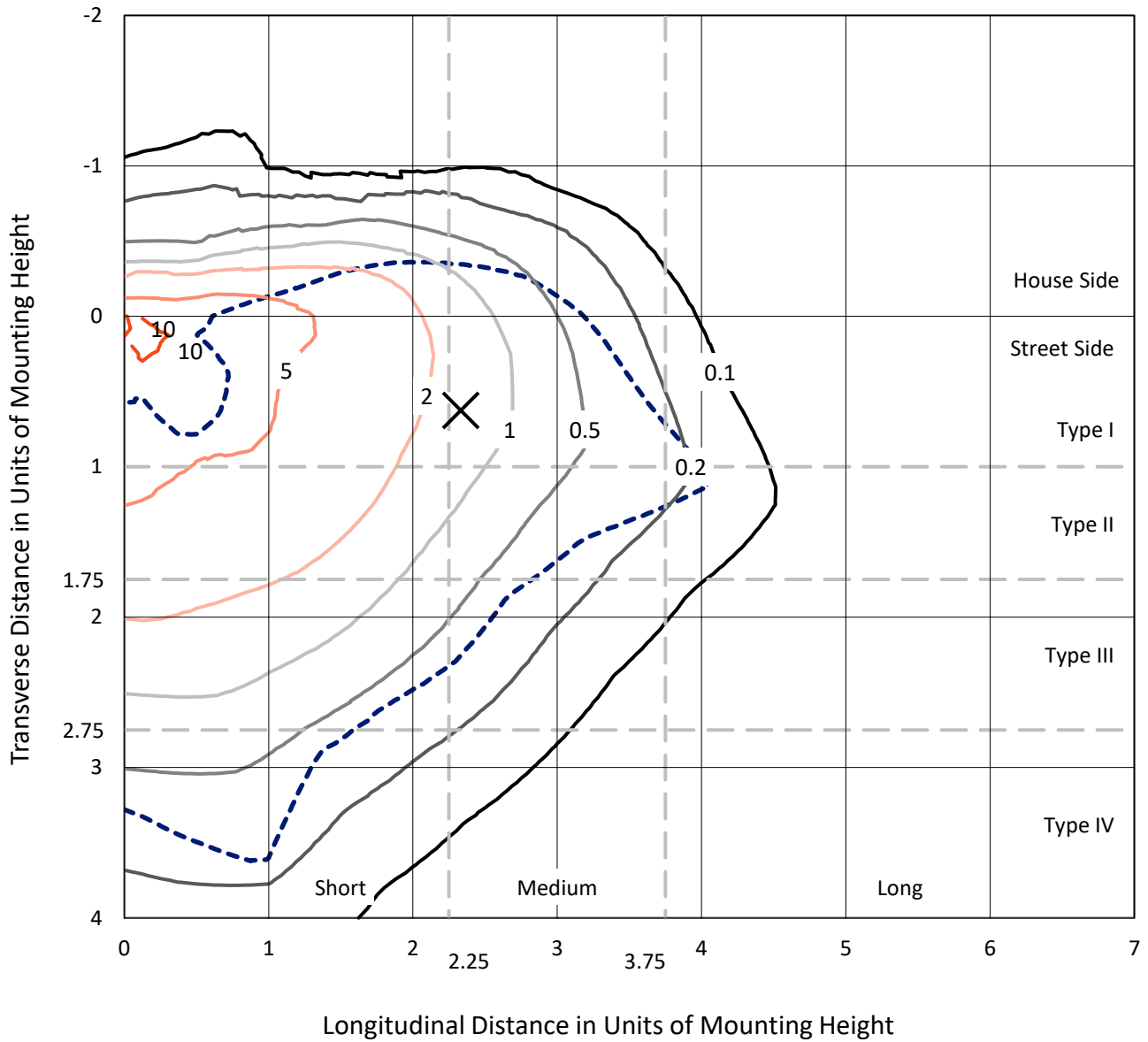
Input Watts (W): 129
Input Voltage (V): NR
Input Current (Ain): NR
Voltage Rise (V): NR
Power Factor: NR
Total Harmonic Distortion (THDi): NR
Frequency (hertz): 60
Stabilization Time: NR
Operation Time: NR
Ambient Temperature (°C): NR
Test Distance: 24 FT



REPORT NUMBER: P387090
 CATALOG NUMBER: GWC-SA2D-750-U-SLL-HSS

Iso-Footcandle Lines of Horizontal Illumination

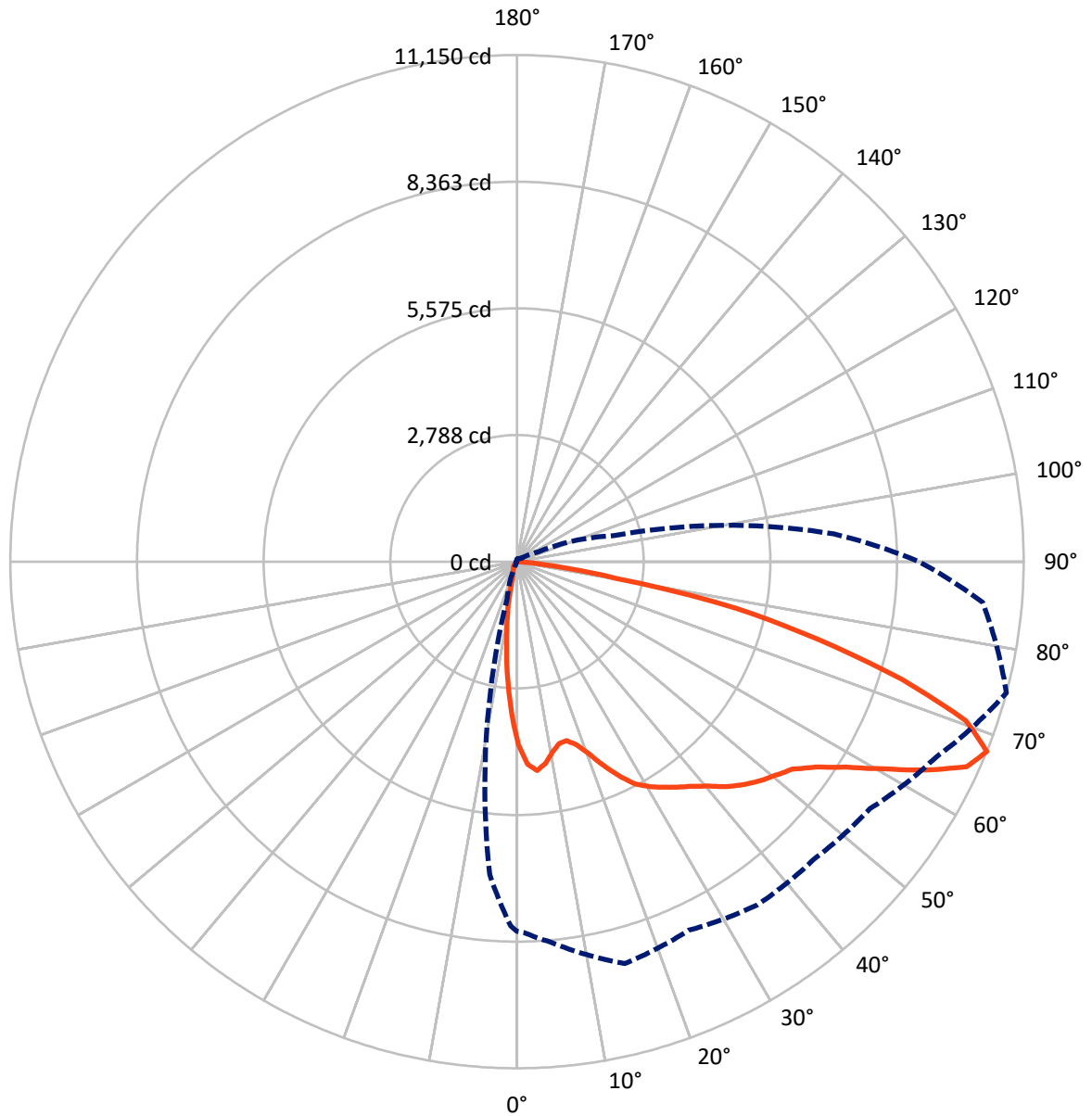
✕ Max cd
 - - - 1/2 Max cd



Based on 20 foot mounting height. Maximum calculated value = 13 fc
 Type III - Medium - N/A

REPORT NUMBER: P387090
CATALOG NUMBER: GWC-SA2D-750-U-SLL-HSS

Luminous Intensity Polar Plot



— Vertical Plane Through 75-Deg Lateral - - - Horizontal Cone Through 67.5-Deg Vertical



REPORT NUMBER: P387090

CATALOG NUMBER: GWC-SA2D-750-U-SLL-HSS

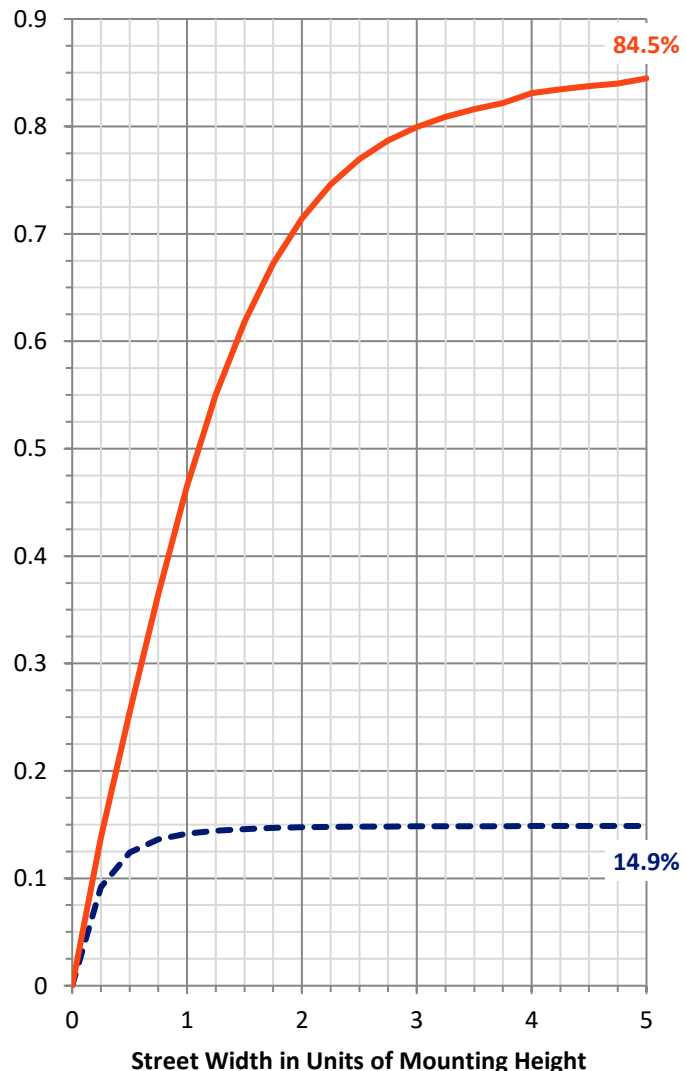
FLUX DISTRIBUTION:

		Downward	Upward	Total
House Side	Lumens	1801.5	0.0	1801.5
	% Fixture	15.0	0.0	15.0
Street Side	Lumens	10203.5	0.0	10203.5
	% Fixture	85.0	0.0	85.0
Total	Lumens	12005.0	0.0	12005.0
	% Fixture	100.0	0.0	100.0

ZONAL LUMENS:

Zone	Lumens	% Fixture
0°-10°	305.5	2.5
10°-20°	601.5	5.0
20°-30°	851.0	7.1
30°-40°	1251.2	10.4
40°-50°	1798.4	15.0
50°-60°	2531.7	21.1
60°-70°	2956.8	24.6
70°-80°	1508.5	12.6
80°-90°	200.4	1.7
90°-100°	0.0	0.0
100°-110°	0.0	0.0
110°-120°	0.0	0.0
120°-130°	0.0	0.0
130°-140°	0.0	0.0
140°-150°	0.0	0.0
150°-160°	0.0	0.0
160°-170°	0.0	0.0
170°-180°	0.0	0.0
0°-90°	12005.0	100.0
0°-180°	12005.0	100.0

Coefficient of Utilization



REPORT NUMBER: P387090

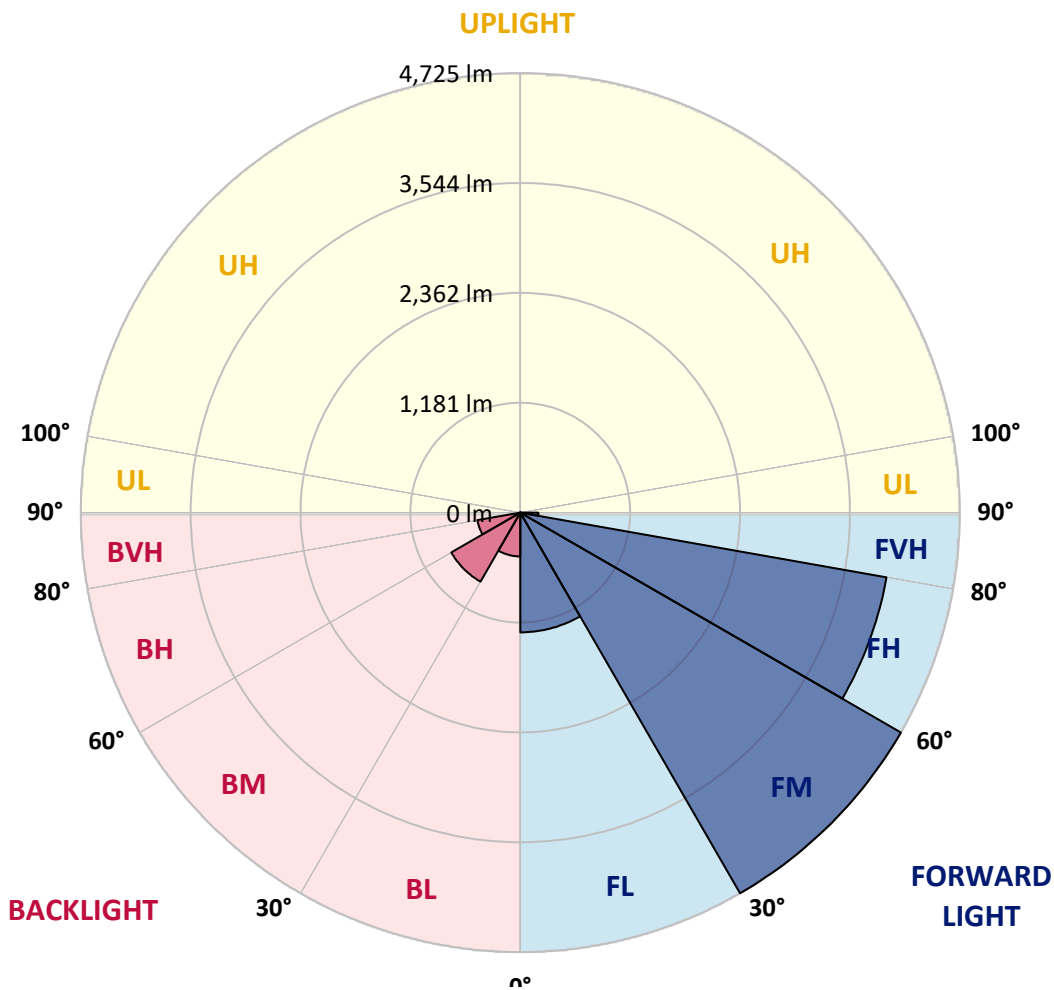
CATALOG NUMBER: GWC-SA2D-750-U-SLL-HSS

LUMINAIRE CLASSIFICATION SYSTEM LUMEN TABLE AND BUG RATING:

Zone	Lumens	% Fixture	Zone Rating/Lumen Limit		
			B	U	G
FL (0°-30°)	1286.9	10.7			
FM (30°-60°)	4725.0	39.4			
FH (60°-80°)	3997.3	33.3			G2/5000
FVH (80°-90°)	194.3	1.6			G2/225
BL (0°-30°)	471.1	3.9	B1/500		
BM (30°-60°)	856.4	7.1	B1/1000		
BH (60°-80°)	467.9	3.9	B1/500		G1/500
BVH (80°-90°)	6.1	0.1			G0/10
UL (90°-100°)	0.0	0.0		U0/0	
UH (100°-180°)	0.0	0.0		U0/0	

BUG Rating: B1-U0-G2

Type III Medium





REPORT NUMBER: P387090

CATALOG NUMBER: GWC-SA2D-750-U-SLL-HSS

CANDELA DISTRIBUTION (FULL):

	0°	1°	5°	15°	25°	35°	45°	55°	65°	75°	85°
0°	4027.5	4027.5	4027.5	4027.5	4027.5	4027.5	4027.5	4027.5	4027.5	4027.5	4027.5
2.5°	4365.8	4372.7	4407.9	4489.8	4579.1	4585.9	4646.2	4584.2	4563.2	4463.1	4359.6
5°	4398.8	4425.0	4546.1	4786.7	4995.4	5062.5	5110.3	4988.6	4860.6	4616.1	4355.0
7.5°	4133.2	4177.0	4367.5	4819.1	5192.2	5357.1	5388.4	5197.8	4884.5	4481.9	4089.5
10°	3793.2	3843.2	4073.0	4628.0	5140.4	5423.0	5466.3	5216.6	4766.2	4264.6	3802.3
12.5°	3517.9	3576.5	3811.4	4413.0	4962.4	5275.2	5360.5	5153.5	4663.8	4110.5	3606.1
15°	3391.1	3458.2	3705.0	4274.3	4765.1	5011.3	5081.8	4992.5	4607.0	4086.0	3560.6
17.5°	3463.9	3536.7	3791.5	4286.2	4579.7	4684.9	4741.7	4778.1	4607.0	4233.3	3693.7
20°	3762.5	3840.9	4110.5	4407.4	4426.1	4386.9	4447.7	4575.7	4660.4	4513.1	4013.3
22.5°	4175.3	4267.5	4571.7	4614.9	4351.1	4202.6	4210.6	4411.3	4757.7	4868.0	4456.8
25°	4678.6	4791.2	5100.6	4924.3	4382.3	4092.9	4090.0	4276.0	4852.6	5223.4	4951.0
27.5°	5178.5	5302.5	5574.3	5301.9	4511.4	4073.0	4067.3	4235.0	4945.3	5539.6	5490.7
30°	5597.6	5718.2	5952.5	5575.5	4650.8	4119.6	4092.3	4278.8	5000.5	5744.9	5884.2
32.5°	5938.8	6035.5	6224.9	5763.7	4799.8	4210.0	4150.9	4396.0	5094.3	5918.4	6245.9
35°	6314.2	6416.0	6491.6	5942.8	4967.0	4340.3	4255.5	4581.9	5238.8	6094.7	6642.3
37.5°	6742.4	6843.6	6834.5	6106.6	5179.1	4555.8	4501.8	4876.5	5463.4	6269.3	7084.8
40°	7161.5	7265.0	7191.1	6285.7	5428.2	4911.2	4871.4	5319.0	5764.3	6492.7	7603.4
42.5°	7553.9	7666.0	7507.9	6455.2	5725.0	5359.3	5427.6	5888.8	6140.7	6768.0	8050.4
45°	7870.1	7984.4	7773.4	6620.1	6037.8	5903.0	6108.3	6520.0	6593.4	7000.6	8352.4
47.5°	8099.9	8207.9	7957.7	6785.1	6438.2	6567.8	6925.5	7182.0	7002.3	7202.5	8566.8
50°	8246.6	8330.8	8011.7	6991.5	6963.6	7343.5	7776.9	7902.0	7387.3	7384.5	8827.2
52.5°	8339.9	8378.0	8051.5	7207.0	7511.8	8188.0	8610.6	8649.8	7783.7	7584.6	9178.1
55°	8661.2	8691.9	8333.6	7468.1	7965.1	8927.9	9364.6	9328.2	8232.4	7976.5	9592.1
57.5°	9209.4	9241.8	8916.5	7843.4	8331.9	9385.1	9911.2	9976.6	8758.4	8527.0	10035.7
60°	9484.6	9544.9	9428.9	8318.8	8687.3	9677.4	10283.6	10492.4	9415.8	9252.6	10465.6
62.5°	9235.0	9322.6	9490.9	8846.0	9040.5	9838.4	10399.7	10677.2	10089.2	10098.3	10730.6
65°	8736.8	8806.8	9092.2	9134.9	9245.2	9818.5	10113.0	10419.0	10501.5	10875.1	10716.4
67.5°	8135.1	8161.3	8403.6	9157.6	8948.4	9220.2	9252.0	9478.4	10175.6	11150.3	10285.9
70°	7269.0	7283.2	7494.8	8396.2	7689.8	7749.6	7702.4	7748.4	8748.2	10479.8	9199.2
72.5°	5850.1	5886.0	6186.8	6972.7	5602.2	5429.9	5800.7	5780.2	6737.3	8854.0	6832.3
75°	4307.3	4369.3	4823.6	5616.4	3931.9	3556.6	3827.3	3899.5	4789.5	6848.7	4272.6
77.5°	3015.8	3061.8	3502.0	4128.7	2845.7	2543.2	2445.4	2531.2	3161.4	4954.4	2152.5
80°	1737.4	1754.4	2035.3	2384.0	1917.6	2194.0	1987.6	2046.7	1894.3	2204.2	925.8
82.5°	1136.8	1139.7	1249.4	1418.9	1194.3	1387.6	1027.1	1313.1	1165.2	885.5	301.4
85°	614.2	617.6	724.5	1007.2	676.2	382.2	224.6	461.2	720.5	203.0	82.5
87.5°	67.7	62.0	218.4	366.2	187.7	34.7	11.9	51.8	115.4	13.1	0.0
90°	0.0	0.0	0.0	0.0	0.0	0.0	0.0	0.0	0.0	0.0	0.0



REPORT NUMBER: P387090

CATALOG NUMBER: GWC-SA2D-750-U-SLL-HSS

CANDELA DISTRIBUTION (continued):

	90°	95°	105°	115°	125°	135°	145°	155°	165°	175°	180°
0°	4027.5	4027.5	4027.5	4027.5	4027.5	4027.5	4027.5	4027.5	4027.5	4027.5	4027.5
2.5°	4306.7	4259.5	4141.8	4017.2	3917.1	3823.3	3728.9	3613.5	3524.2	3506.0	3476.4
5°	4214.6	4065.0	3818.2	3570.2	3370.6	3118.7	2958.9	2834.4	2712.7	2705.3	2680.8
7.5°	3892.7	3695.9	3348.5	3005.5	2724.6	2484.6	2242.4	2080.3	1952.9	1908.0	1881.2
10°	3583.3	3362.1	2928.2	2536.9	2286.1	2074.0	1903.4	1733.9	1580.4	1474.6	1426.8
12.5°	3367.2	3122.7	2644.4	2307.2	2127.5	1926.2	1718.0	1506.5	1329.6	1202.2	1124.3
15°	3283.6	3022.6	2549.4	2216.2	1994.4	1739.6	1473.5	1231.8	1035.6	920.1	850.2
17.5°	3383.1	3079.5	2542.1	2105.3	1795.4	1478.6	1184.6	899.1	714.3	626.7	581.8
20°	3635.6	3260.3	2539.2	1969.4	1558.8	1169.2	802.4	591.4	479.4	430.5	409.5
22.5°	3992.8	3491.2	2562.0	1835.2	1312.5	835.4	553.9	434.5	377.0	350.9	338.9
25°	4452.3	3815.4	2626.2	1713.5	1081.1	623.3	431.6	364.0	323.6	303.1	294.6
27.5°	4941.9	4188.4	2726.3	1607.7	892.8	497.0	369.6	311.6	282.6	268.4	260.5
30°	5345.7	4620.6	2827.5	1490.0	756.4	433.3	338.4	284.3	250.8	241.7	234.3
32.5°	5698.9	4947.6	2899.2	1383.6	667.1	385.0	306.0	254.2	231.5	213.8	205.9
35°	6064.5	5220.0	2896.9	1309.1	605.7	348.6	278.7	227.5	200.2	179.7	173.5
37.5°	6460.3	5527.7	2847.4	1245.4	578.9	319.6	263.3	213.3	186.0	165.5	157.5
40°	6923.8	5850.7	2796.8	1185.7	571.5	296.3	252.5	201.9	172.9	153.0	145.0
42.5°	7375.4	6141.9	2752.5	1141.4	539.7	295.7	242.8	193.4	162.6	143.3	134.2
45°	7736.5	6413.1	2743.9	1114.6	506.1	306.0	237.7	187.7	154.7	135.3	126.8
47.5°	8036.7	6707.7	2798.5	1095.9	474.3	279.2	250.2	183.7	147.3	128.5	118.9
50°	8393.9	7069.4	2927.1	1065.2	440.7	251.4	286.6	184.8	141.0	121.7	111.5
52.5°	8892.1	7569.9	3115.9	1013.4	394.7	225.8	282.1	186.0	134.2	114.3	104.1
55°	9450.5	8194.8	3318.9	927.5	330.4	192.2	241.7	178.0	121.1	106.3	96.7
57.5°	10037.4	8761.8	3439.4	825.2	262.7	166.1	193.4	162.1	106.9	95.5	89.3
60°	10129.5	8977.4	3384.3	699.5	208.7	144.4	143.3	164.9	95.5	84.2	79.6
62.5°	9900.3	8706.7	3117.6	587.5	174.6	126.8	117.7	143.9	86.4	75.1	70.5
65°	9459.6	7974.8	2685.4	529.5	162.1	108.6	97.8	101.2	75.6	65.4	61.4
67.5°	8846.6	6997.7	2204.8	496.5	160.4	93.3	83.6	76.8	65.4	56.9	53.5
70°	7593.2	5829.7	1759.0	478.3	155.8	78.5	70.5	62.6	54.6	48.3	45.5
72.5°	5588.5	4131.0	1368.3	458.4	157.0	62.6	61.4	51.8	43.8	37.5	36.4
75°	3229.0	2360.1	897.4	371.4	149.6	48.3	51.2	36.4	30.7	26.2	26.2
77.5°	1720.9	1439.4	341.8	154.7	54.6	30.7	29.0	21.6	19.3	15.9	15.4
80°	750.1	633.5	102.9	43.2	30.1	16.5	10.8	9.7	8.5	6.8	6.3
82.5°	265.6	229.2	33.6	21.0	13.1	0.0	0.0	0.0	0.0	0.0	0.0
85°	60.3	43.2	0.0	5.1	0.0	0.0	0.0	0.0	0.0	0.0	0.0
87.5°	0.0	0.0	0.0	0.0	0.0	0.0	0.0	0.0	0.0	0.0	0.0
90°	0.0	0.0	0.0	0.0	0.0	0.0	0.0	0.0	0.0	0.0	0.0



REPORT NUMBER: P387090
 CATALOG NUMBER: GWC-SA2D-750-U-SLL-HSS

CANDELA DISTRIBUTION (continued):

	185°	195°	205°	215°	225°	235°	245°	255°	265°	270°	275°
0°	4027.5	4027.5	4027.5	4027.5	4027.5	4027.5	4027.5	4027.5	4027.5	4027.5	4027.5
2.5°	3416.1	3403.6	3329.7	3332.5	3345.6	3364.4	3320.0	3340.5	3395.7	3448.5	3468.4
5°	2641.6	2644.4	2599.5	2627.4	2652.4	2669.4	2597.8	2598.9	2642.7	2702.4	2733.7
7.5°	1861.3	1856.8	1859.1	1925.6	1972.8	1938.7	1965.4	1872.7	1878.4	1921.0	1889.2
10°	1383.6	1321.1	1285.8	1335.9	1387.6	1368.8	1322.8	1292.6	1313.7	1360.9	1357.5
12.5°	1087.3	997.5	944.6	908.8	951.4	916.2	915.0	888.9	860.4	865.5	941.2
15°	817.8	752.4	689.8	632.4	631.2	619.3	558.5	490.2	484.5	487.9	527.2
17.5°	562.4	540.3	514.7	465.2	452.1	402.1	342.9	315.6	302.0	308.2	321.3
20°	395.2	386.7	389.6	362.8	344.1	296.3	261.6	250.8	248.5	254.8	261.0
22.5°	327.6	312.2	310.5	298.6	279.8	245.1	226.3	220.1	217.2	222.9	227.5
25°	286.6	271.3	265.0	257.6	237.7	213.8	202.5	196.8	193.9	197.3	200.2
27.5°	252.5	238.3	232.6	227.5	208.1	191.1	182.0	176.9	174.6	175.7	178.6
30°	226.9	214.4	207.0	200.7	184.3	172.3	164.4	159.2	157.0	157.0	159.8
32.5°	200.2	193.4	186.5	178.6	163.2	155.3	147.3	141.6	139.3	139.9	142.2
35°	166.6	164.4	166.1	158.7	145.6	138.8	130.8	124.5	122.8	123.4	125.7
37.5°	147.9	137.6	143.9	139.9	132.5	123.4	113.2	107.5	104.6	106.3	107.5
40°	135.9	123.4	118.9	122.8	121.7	106.9	97.8	92.1	89.9	90.4	91.6
42.5°	125.7	110.9	100.7	100.1	106.9	93.3	83.6	78.5	75.6	75.6	76.8
45°	116.0	100.1	87.6	77.9	89.9	79.0	69.9	65.4	62.0	62.0	62.6
47.5°	108.6	91.0	76.2	63.7	67.7	64.8	57.4	52.9	49.5	49.5	50.0
50°	101.8	81.9	66.0	53.5	50.6	53.5	46.6	41.5	39.2	38.7	39.8
52.5°	94.4	72.8	56.3	45.5	39.8	40.4	36.4	33.0	30.1	30.1	31.3
55°	87.0	65.4	48.9	38.7	33.0	30.1	29.0	26.7	24.5	24.5	25.6
57.5°	79.6	57.4	41.5	31.8	26.2	23.9	23.9	22.2	20.5	20.5	21.6
60°	72.8	49.5	34.1	26.2	20.5	19.9	20.5	18.8	17.6	17.6	18.8
62.5°	64.8	42.1	27.9	21.6	16.5	15.9	17.6	16.5	15.4	15.4	16.5
65°	55.2	35.8	22.2	16.5	12.5	12.5	14.8	13.6	12.5	12.5	13.6
67.5°	46.6	30.1	17.1	11.9	9.1	9.7	12.5	11.4	10.8	10.8	11.9
70°	38.7	23.3	11.9	7.4	5.1	7.4	9.7	9.7	9.7	9.7	10.8
72.5°	29.0	15.9	6.8	2.8	2.3	5.1	8.0	9.1	8.5	8.5	10.2
75°	18.8	9.1	2.3	0.0	0.0	2.8	6.3	7.4	7.4	6.8	8.5
77.5°	10.8	2.8	0.0	0.0	0.0	0.0	4.0	3.4	2.8	2.3	4.0
80°	2.8	0.0	0.0	0.0	0.0	0.0	0.0	0.0	0.0	0.0	0.0
82.5°	0.0	0.0	0.0	0.0	0.0	0.0	0.0	0.0	0.0	0.0	0.0
85°	0.0	0.0	0.0	0.0	0.0	0.0	0.0	0.0	0.0	0.0	0.0
87.5°	0.0	0.0	0.0	0.0	0.0	0.0	0.0	0.0	0.0	0.0	0.0
90°	0.0	0.0	0.0	0.0	0.0	0.0	0.0	0.0	0.0	0.0	0.0



REPORT NUMBER: P387090
 CATALOG NUMBER: GWC-SA2D-750-U-SLL-HSS

CANDELA DISTRIBUTION (continued):

	285°	295°	305°	315°	325°	335°	345°	355°	359°	360°
0°	4027.5	4027.5	4027.5	4027.5	4027.5	4027.5	4027.5	4027.5	4027.5	4027.5
2.5°	3548.6	3615.7	3710.1	3810.2	3964.3	4086.6	4206.6	4309.5	4349.4	4365.8
5°	2808.8	2907.2	3045.3	3222.8	3500.9	3751.1	4004.7	4260.1	4371.0	4398.8
7.5°	2015.4	2141.1	2316.8	2539.2	2865.1	3189.2	3543.5	3918.3	4090.0	4133.2
10°	1491.7	1645.2	1846.5	2080.8	2391.9	2725.2	3111.3	3539.5	3735.7	3793.2
12.5°	1058.3	1265.9	1535.5	1820.4	2089.9	2387.4	2778.1	3250.1	3455.9	3517.9
15°	621.6	822.3	1141.4	1523.0	1868.2	2169.6	2566.5	3101.6	3328.6	3391.1
17.5°	356.6	456.7	697.8	1123.2	1591.8	2009.2	2500.0	3138.6	3405.9	3463.9
20°	272.4	304.2	402.1	723.4	1268.8	1851.7	2500.0	3347.9	3677.2	3762.5
22.5°	238.3	261.6	301.4	431.6	933.8	1682.8	2529.0	3650.4	4080.9	4175.3
25°	211.6	232.6	266.7	324.7	636.9	1482.0	2597.8	4021.8	4556.4	4678.6
27.5°	189.4	209.3	240.0	284.3	435.6	1239.7	2690.5	4457.4	5080.7	5178.5
30°	169.5	188.2	216.1	247.4	336.1	965.1	2769.5	4868.0	5492.4	5597.6
32.5°	150.7	167.8	192.8	216.1	275.2	713.7	2778.1	5193.3	5834.2	5938.8
35°	133.1	148.4	171.2	189.4	228.0	563.6	2645.6	5475.4	6176.0	6314.2
37.5°	116.0	130.8	150.7	164.4	200.7	459.5	2443.1	5789.8	6614.4	6742.4
40°	100.1	113.2	133.6	142.7	189.9	353.2	2223.0	6119.7	7044.4	7161.5
42.5°	85.3	97.8	117.7	135.3	166.6	263.9	1985.3	6429.1	7431.1	7553.9
45°	71.1	84.2	104.1	143.3	138.2	197.3	1731.1	6634.4	7736.5	7870.1
47.5°	57.4	72.2	99.5	136.5	110.3	145.0	1529.8	6828.8	7967.9	8099.9
50°	46.1	60.8	112.0	121.7	90.4	110.9	1445.6	7002.9	8119.8	8246.6
52.5°	37.5	51.2	105.8	93.3	75.6	91.6	1491.1	7284.9	8260.2	8339.9
55°	31.3	40.4	63.7	64.8	64.3	77.9	1547.4	7689.8	8623.6	8661.2
57.5°	27.3	32.4	44.4	50.0	54.0	69.4	1548.5	8271.0	9186.1	9209.4
60°	23.3	28.4	37.0	40.4	46.6	62.0	1492.2	8474.1	9407.3	9484.6
62.5°	20.5	25.0	30.7	33.6	39.2	55.7	1360.3	8180.1	9103.6	9235.0
65°	18.2	22.7	25.6	28.4	34.7	50.0	1143.1	7592.0	8599.8	8736.8
67.5°	15.9	19.9	22.7	25.6	31.3	44.4	841.7	6909.0	8021.4	8135.1
70°	14.2	17.6	20.5	22.7	27.3	37.5	510.7	5862.6	7221.8	7269.0
72.5°	13.6	15.9	18.8	20.5	23.9	33.0	258.8	4308.4	5773.4	5850.1
75°	11.9	14.2	17.1	18.2	21.0	28.4	105.2	2829.8	4183.9	4307.3
77.5°	9.7	13.1	15.4	16.5	18.2	23.3	53.5	1808.4	2936.2	3015.8
80°	3.4	9.7	13.1	13.6	15.4	17.1	35.3	990.1	1703.2	1737.4
82.5°	0.0	6.3	10.2	9.7	10.8	13.1	22.7	470.9	1124.3	1136.8
85°	0.0	2.8	8.0	6.3	4.5	9.1	8.0	102.9	589.7	614.2
87.5°	0.0	0.0	0.6	2.8	2.3	3.4	1.1	0.6	53.5	67.7
90°	0.0	0.0	0.0	0.0	0.0	0.0	0.0	0.0	0.0	0.0

Signify Classified - Internal
Cooper Lighting Solutions Photometric Lab
1121 Highway 74 South
Peachtree City, GA 30269

Scaled Data Report



Report Generated By 670245982

Signify Classified - Internal
Cooper Lighting Solutions Photometric Lab
1121 Highway 74 South
Peachtree City, GA 30269

Scaled Data Report



Signify Classified - Internal
Cooper Lighting Solutions Photometric Lab
1121 Highway 74 South
Peachtree City, GA 30269

Scaled Data Report



Signify Classified - Internal
Cooper Lighting Solutions Photometric Lab
1121 Highway 74 South
Peachtree City, GA 30269

Scaled Data Report



Signify Classified - Internal
Cooper Lighting Solutions Photometric Lab
1121 Highway 74 South
Peachtree City, GA 30269

Scaled Data Report



--- HS — SS

Signify Classified - Internal
Cooper Lighting Solutions Photometric Lab
1121 Highway 74 South
Peachtree City, GA 30269

Scaled Data Report



u

Signify Classified - Internal
Cooper Lighting Solutions Photometric Lab
1121 Highway 74 South
Peachtree City, GA 30269

Scaled Data Report



Signify Classified - Internal
Cooper Lighting Solutions Photometric Lab
1121 Highway 74 South
Peachtree City, GA 30269

Scaled Data Report



Signify Classified - Internal
Cooper Lighting Solutions Photometric Lab
1121 Highway 74 South
Peachtree City, GA 30269

Scaled Data Report



Signify Classified - Internal
Cooper Lighting Solutions Photometric Lab
1121 Highway 74 South
Peachtree City, GA 30269

Scaled Data Report



(END OF REPORT)